



TELANGANA

PHARMACEUTICAL HUB OF INDIA

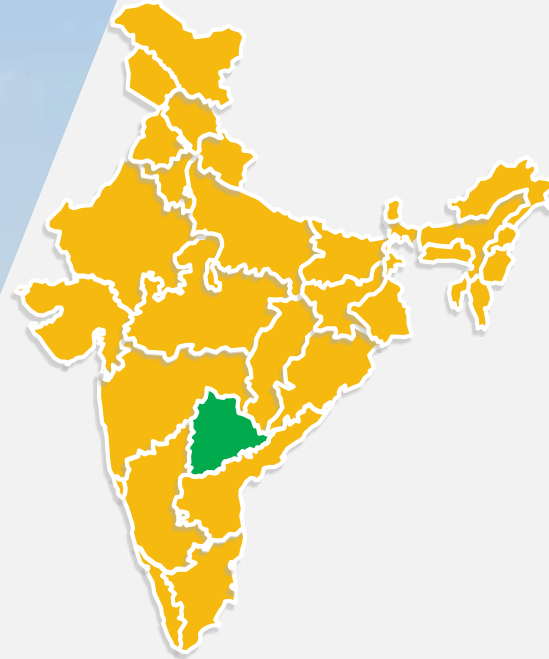





Table of Content

- ▶ Executive Summary3
- ▶ Introduction4
- ▶ Economic Snapshot9
- ▶ Physical Infrastructure15
- ▶ Social Infrastructure22
- ▶ Industrial Infrastructure25
- ▶ Key Sectors27
- ▶ Key Procedures and Policies34
- ▶ Annexure41



EXECUTIVE SUMMARY

Economic growth driven by service sector

- At current prices, Telangana's GSDP stood at Rs 8.67 trillion (US\$ 126.81 billion) in 2018-19.
- Services sector is the major contributor in the GSDP of Telangana.

Hyderabad – The IT hub of the state

- Hyderabad is the major IT hub of the state across the country. IT and ITeS exports from Telangana grew at a CAGR of 10.55 per cent to Rs 1,09,219 crore (US\$ 15.63 billion) in 2018-19.
- The launch of IT-Hub in November 2015 has created most energetic community of entrepreneurs across the world for boosting the success stories of the start-ups in India.

Growth in annual budget

- In Budget 2019-20, total expenditure of the state is Rs 13.16 lakh crore (US\$ 18.83 billion).^

Promoting tourism & historical past

- Hyderabad was ranked second among the top 20 global cities in JLL's City Momentum Index (CMI) 2019.
- In September 2017, Telangana received eight national awards for promotion of tourism and cleanliness. Out of these eight awards, five were won by the state's tourism department while the rest were awarded to public-private enterprises.

Note: ^Budget estimate

Source: Telangana State Statistical Year book,2015, MOSPI, Budget 2018-19

INTRODUCTION



Growing economy and improving infrastructure

- Telangana's GSDP grew at a CAGR of 13.40 per cent (in Rupee terms) between 2011-12 and 2018-19.
- The state government plans to build more airports in the state to improve connectivity.

Rich labour pool

- Majority of the prominent educational universities and institutions Telangana are located in Hyderabad. These institutions provides a massive pool of labour which acts as a catalyst in the development of the state.
- The state government has announced scholarships to attract more youth to these institutions.

Advantage Telangana

Availability of readymade capital

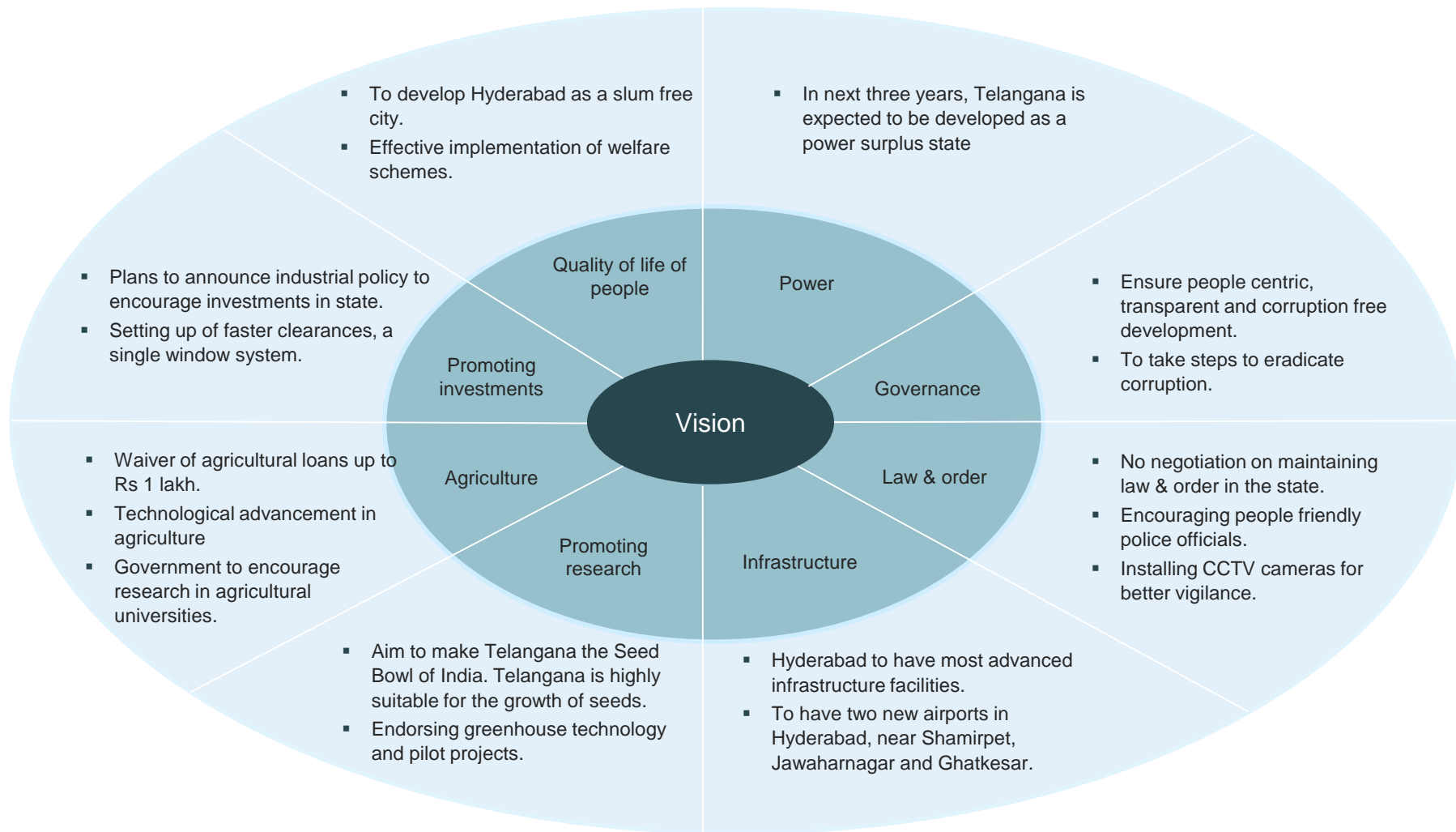
- Telangana accounts for easy access to capital along with infrastructure which is benefiting the state.
- Majority of the multinational companies holds production base in Hyderabad.
- Information technology and pharmaceutical sectors are the fastest growing sector of the state and driving the economic development of Telangana.

Policy and institutional support

- Under the Department of Information Technology, Electronics & Communications, the Government of Telangana introduced three new policies in 2016, namely, Telangana IT Policy, 2016, Telangana Electronics Policy, 2016 and Telangana Innovation Policy, 2016.

Note: E - Estimate

Source: Telangana State Statistical Year Book, 2015, GSDP: Gross State Domestic Product, Central Electricity Authority



Source: Telangana Government

Telangana's Contribution to Indian Economy (2018-19)

Parameter	Telangana	India
GSDP as a percentage of all states' GSDP	4.55	100.0
GSDP growth rate (%)	15.0	11.5
Per capita GSDP* (US\$)	1,814.10	2,,092.57

Social Indicators

Parameter	Telangana	India
Literacy rate (%)	66.5	73.0
Birth rate (per 1,000 population) (2017)	17.5	20.4

Industrial Infrastructure

Parameter	Telangana	India
Number of PPP projects (No) (As of Dec 2019)	27	1824
Operational SEZs (No) (As of March 2019)	29	213

Physical Infrastructure in Telangana

Parameter	Telangana	India
Installed power capacity (MW) (November 2019)	15,855.87	365,980.54
Wireless subscribers* (Mn) (October 2019)	88.15	1183.40
Internet subscribers* (Mn) June 2019)	51.90	665.31
National highway length (km)	3,862	131,326
Airports (No)	3	129

Investments (as of September 2019)

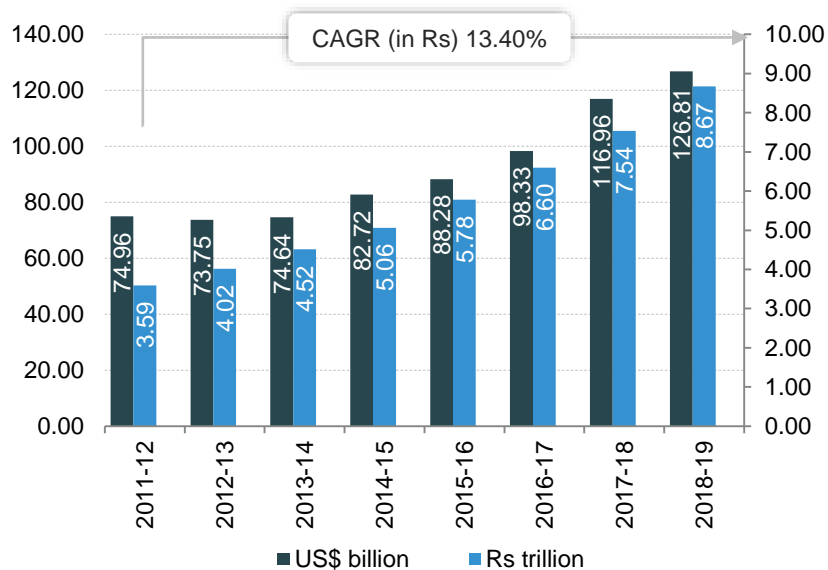
Parameter	Telangana	India
Cumulative FDI equity inflows)* since April 2000 (US\$ billion)	18.98	446.23

Note: GSDP, per capita GSDP figures are for 2018-19 taken at current prices, exchange rates used is average of 2018-19 i.e. 68.36, For source refer to Annexure, * - Includes Andhra Pradesh

ECONOMIC SNAPSHOT

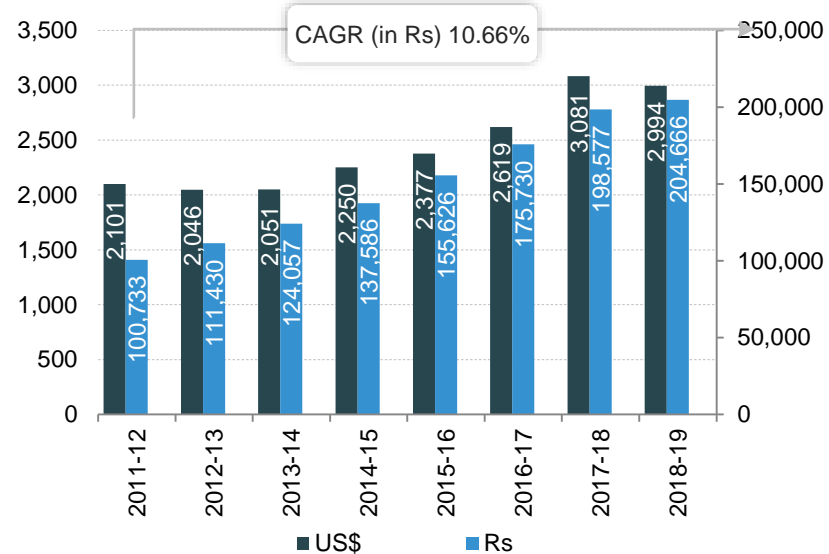


GSDP at current prices



- At current prices, Telangana's GSDP stood at Rs 8.67 trillion (US\$ 126.81 billion) in 2018-19.
- Between 2011-12 and 2018-19, GSDP of the state grew at a CAGR of 13.40 per cent.

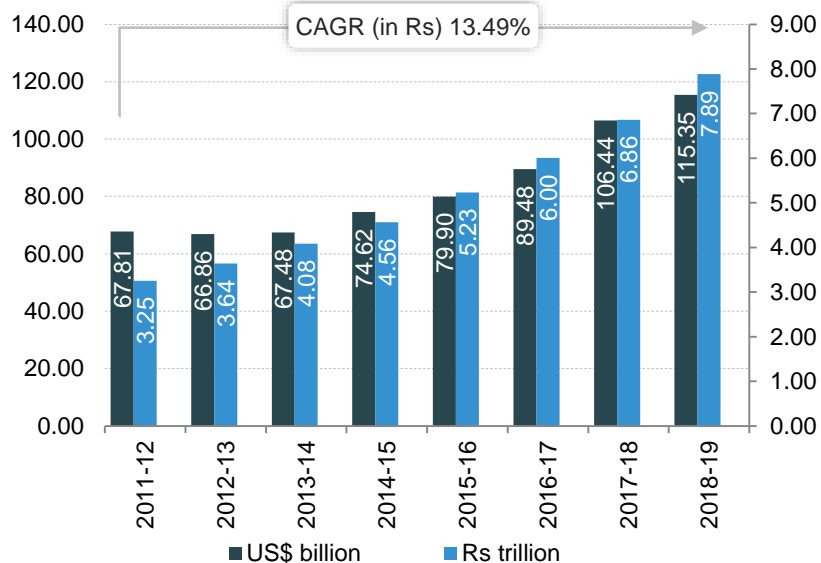
GSDP per capita at current prices



- Telangana's per capita GSDP^A increased to Rs 204,666 (US\$ 2,994) during 2018-19 from Rs 1,00,733 (US\$ 2,101) in 2011-12.
- Average per capita GSDP rose at a CAGR of 10.66 per cent between 2011-12 and 2018-19.

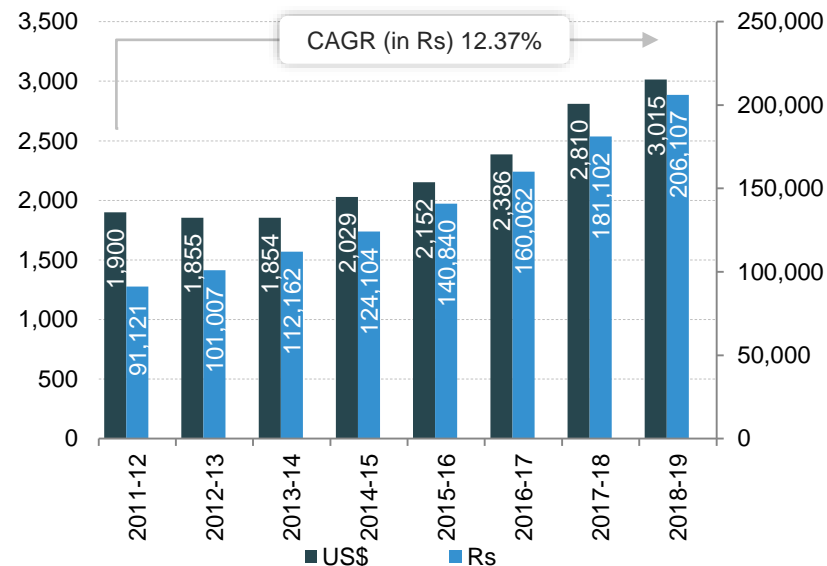
Source: Telangana Socio Economic Outlook 2018

NSDP at current prices



- At current prices, Telangana’s net state domestic product (NSDP) was estimated at Rs 7.89 trillion (US\$ 115.35 billion) in 2018-19.
- Between 2011-12 and 2018-19, the average annual NSDP growth rate was about 13.49 per cent.

NSDP per capita at current prices



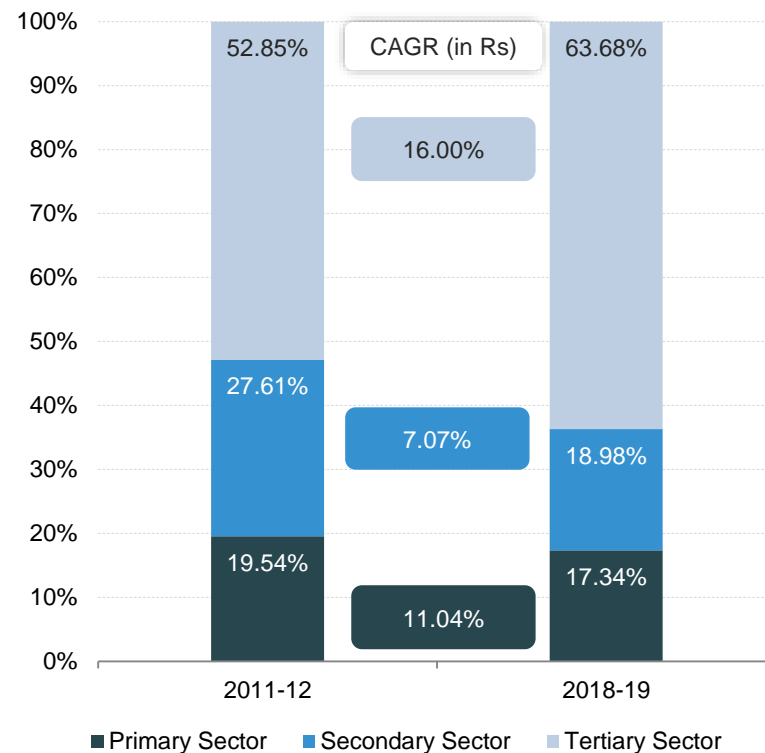
- Telangana’s per capita NSDP grew from Rs 91,121 (US\$ 1,900) during 2011-12 to Rs 206,107 (US\$ 3,015) over 2018-19.
- Average per capita NSDP increased at a CAGR of 12.37 per cent between 2011-12 and 2018-19.

Source: Telangana Socio Economic Outlook 2018

ECONOMIC SNAPSHOT – PERCENTAGE DISTRIBUTION OF GSDP

- At a CAGR of 16.00 per cent, tertiary has been the fastest growing sector in the state between 2011-12 and 2018-19.
- The primary sector increased at a CAGR of 11.04 per cent between 2011-12 and 2018-19, followed by secondary sector (CAGR of 7.07 per cent).
- In 2018-19, the tertiary sector contributed 63.68 per cent to the state's GSDP at current prices. It was followed by the secondary sector (18.98 per cent) and primary sector (17.34 per cent).

Percentage distribution of GSDP (Current prices)

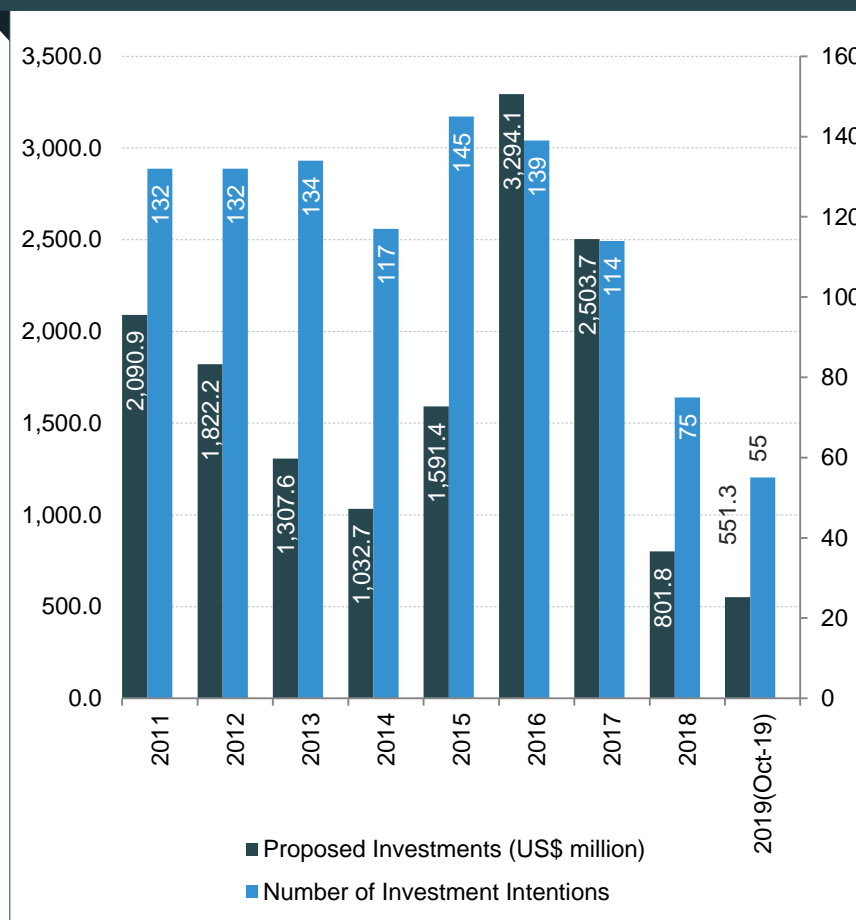


Source: Directorate of Economics & Statistics of Telangana, Central Statistics Office

ECONOMIC SNAPSHOT – INVESTMENTS

- According to the Department for Promotion of Industry and Internal Trade (DPIIT), cumulative FDI inflow** in Telangana from April 2000 to September 2019, totalled US\$ 18.98 billion.
- In 2019 (up to October 2019), 55 investment intentions with proposed investments worth Rs 2,853 crore (US\$ 551.3 million) were filed in the state.

Investment intentions in terms of IEMs filed, LOIs/DILs issued

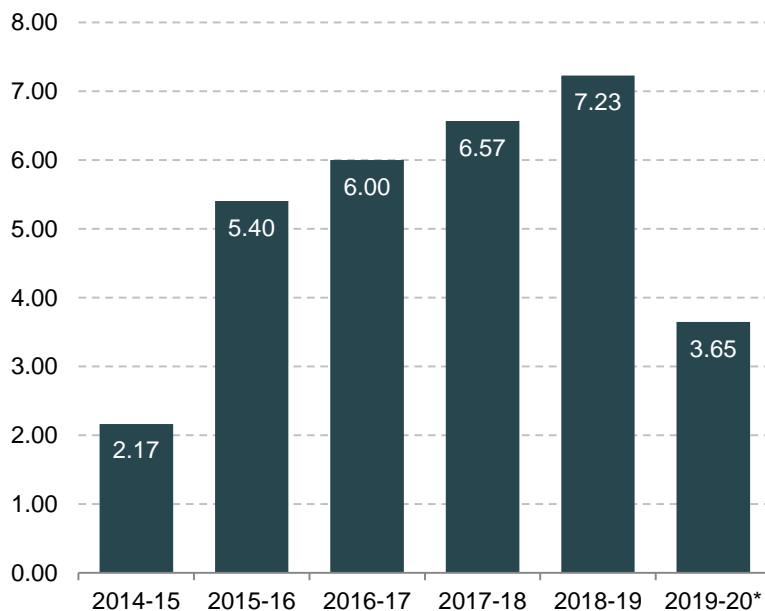


Note: ** - Including Andhra Pradesh, IEMs – Industrial Entrepreneur Memoranda, LOIs – Letters of Intent, DILs – Direct Industrial Licences

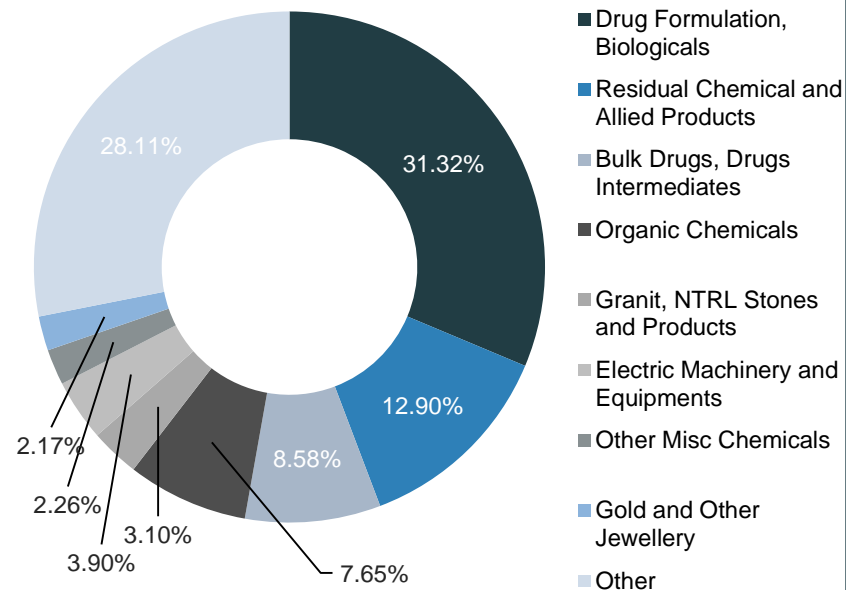
Source: Department for Promotion of Industry and Internal Trade, Government of India, Ministry of Commerce & Industry, Government of India

ECONOMIC SNAPSHOT – TELANGANA’S EXPORT TRENDS

Export Trend (US\$ billion)



Composition of Major Item Exported (2019-20*)




- Total merchandise exports from the state stood at US\$ 7.23 billion during 2018-19. The exports stood at US\$ 3.65 billion during April-September 2019.
- Major items exported from Telangana are Drug Formulation, Biologicals, Residual Chemical and Allied Products and Bulk Drugs, Drugs Intermediates etc.

Note: *- till September 2019

Source: Directorate General of Commercial Intelligence and Statistics

PHYSICAL INFRASTRUCTURE



- Telangana is surrounded by Andhra Pradesh from the south and east end, Maharashtra and Karnataka from the west, and Odisha and Chhattisgarh from the north end. As of 2019, the state was home to 23 national highways with total length of 3,862 km. The overall road length for Telangana state was around 27,521.
- In order to fulfil the purpose of laying double lane and four lane roads from Mandal headquarters to district headquarters and for linking every headquarter to Hyderabad, the department of R&D has taken up widening of 139 roads from single lane to double lane.
- An allocation of Rs 67,887 lakh (US\$ 97.13 million) was made in State Budget 2019-20 for Telangana roads and bridges Department.
- The state government started a process to monetise toll-operate-transfer asset projects. The process to monetise the Nehru Outer Ring Road (NORR) has also been initiated. The project is expected generate a significant amount of extra-budgetary resources that can be used for other infrastructure assets.

Road Network of Telangana

Road type	Road length (km)
National highways	3,862
State highways	2,149
Major district roads	12,071
Other district roads	13,301

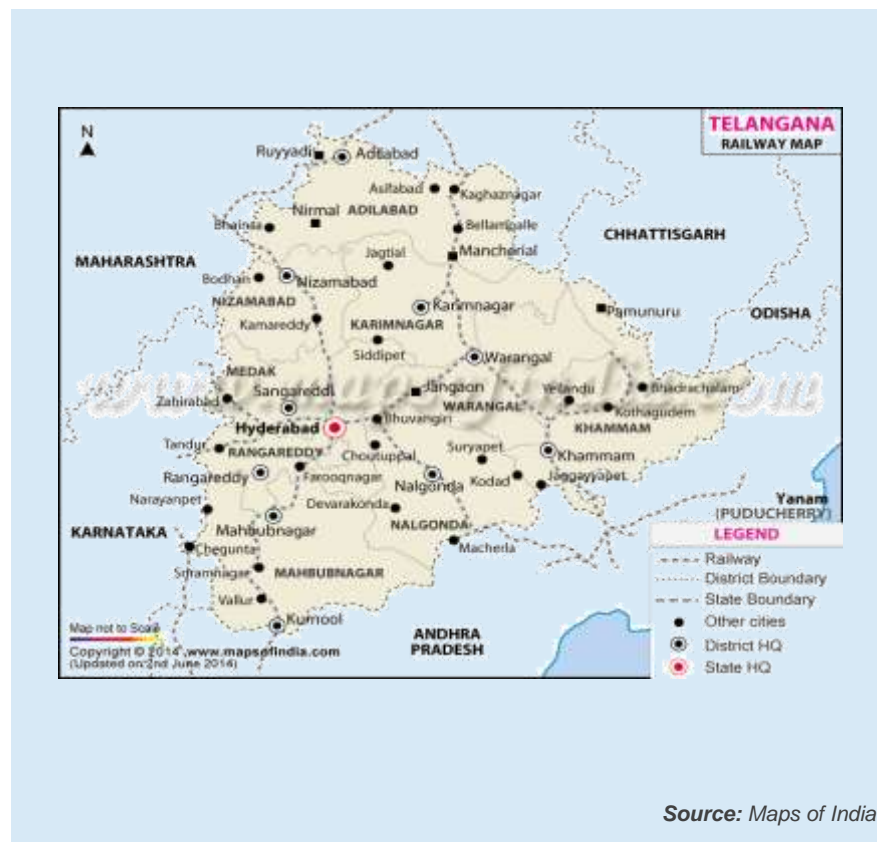
- As of April 2019, 948 habitations were eligible under Pradhan Mantri Gram Sadak Yojana (PMGSY), out of which 707 were cleared and further 639 habitations were connected.

Source: Roads & Buildings Department, Government of Telangana, Budget 2019-20, Socio Economic Outlook-2019

PHYSICAL INFRASTRUCTURE – RAILWAYS

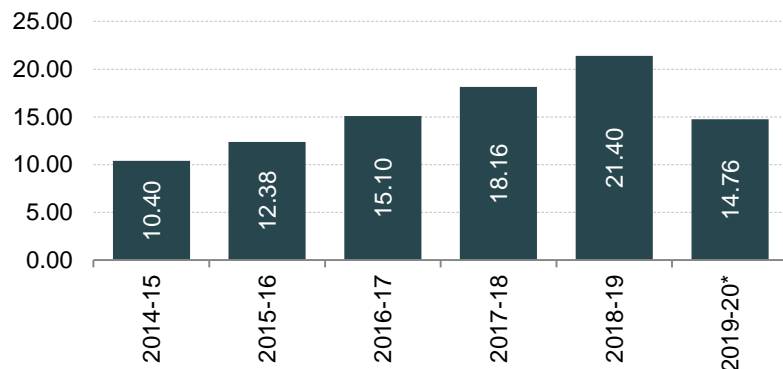
- Telangana is well-connected to other parts of the country through the rail network. As of 2017-18, the state had a railway network of 3,154 km.
- The Hyderabad Metro Rail Project is the world's largest Public Private Partnership Project (PPP) in the metro sector. The metro network will cover a total distance of around 72 Km across three corridors, transporting Hyderabad to the future. The project is estimated to cost Rs 14,132 crores (US\$ 2.01 billion).
- In November 2017, the Prime Minister inaugurated a 30 kilometre long phase of the metro rail project, which is a part of phase 1 of the project. As of September 2018, metro services from Miyapur and LB Nagar has become operational.
- In October 2019, Hyderabad Metro Rail crossed significant milestone with the number of passengers travelling on trains crossing the four-lakh mark for the first time.

Rail network across the state

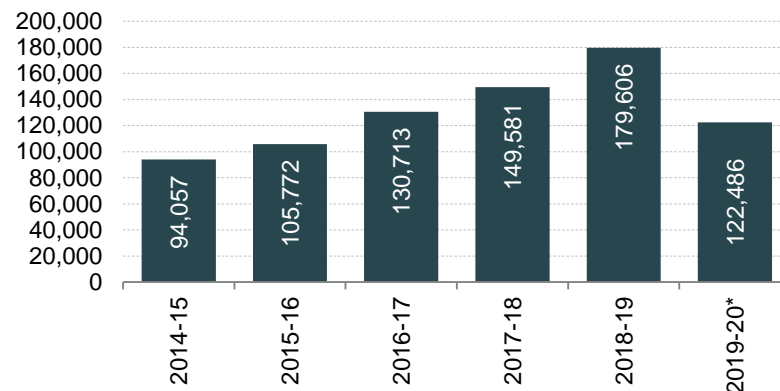


Source: Telangana State Statistical Yearbook 2015, Telangana Economic Survey, News articles, Budget 2019-20, Socio Economic Outlook-2019

Hyderabad passenger traffic (million)



Hyderabad aircraft movement (nos.)



- Telangana has one operating airport, Rajiv Gandhi International Airport (RGIA), Shamshabad owned and operated by International Airport Limited.
- In September 2019, GMR Hyderabad International Airport Limited (GHIAL), which is the operator of the world's third fastest growing airport in the 15 million passengers per annum (MPPA) or more category, planned to expand its capacity to handle 50 million passengers a year with an investment of Rs 8,500 crore (US\$ 1.22 billion).
- Passenger traffic at Hyderabad airport increased by 17.9 per cent year-on-year to 21.40 million in FY19. Aircraft movement and passenger traffic at the airport was 1,22,486 and 14.76 million, respectively in April-November 2019.
- As per statistics of Airports Authority of India, freight traffic at Hyderabad airport increased by 7.4 per cent year-on-year to 144,126 metric tonnes in FY19. Freight traffic handled by Hyderabad airport stood at 97,947 metric tonnes during April-November 2019.

Note: *- till November 2019

Source: Telangana State Statistical Yearbook 2015, Airports Authority of India, News Articles

Installed power capacity (GW)



Thermal Power Projects under construction in Telangana

Company	Units	Anticipated Completion
TSTPP	2 X 800 MW	May 2020 and Nov 2020
Kothagudem TPS Std - VII	1 X 800 MW	Completed on July 2018
Bhadadri TPP	4 X 270 MW	December 2019
Yadadri TPP	5 X 800 MW	Oct 2020 (2 units) and Oct 2021

- TSERC is the prime authority for power generation in Telangana. Telangana Power Generation Corporation Limited (TSGENCO) and Transmission Corporation of Telangana Limited (TSTRANCO) are the generation and transmission entities of the state.
- As of November 2019, the total installed power capacity of Telangana state was 15,855.97 MW. Out of this, 8,103.65 MW was contributed by state utilities, 5,637.37 MW by private utilities and 2,114.85 MW by central utilities. Thermal power was the largest contributor in the state's total installed capacity with 9,209.89 MW, followed by hydropower with a contribution of 2,479.93 MW, renewable energy with 4,017.32 MW and nuclear power with 148.73 MW.
- State has the highest installed solar capacity of 3,621 MW in the country and plans to install 5000 MW in 2020-21.

Note: * As of November 2019, TSTPP – Telangana State Thermal Power Project, TPP – Thermal Power Project, TPS – Thermal Power Station

Source: Central Electricity Authority, State Budget 2019-20, Telangana State Statistical Abstract 2017, Socio Economic Outlook-2019

Telecom Infrastructure (As of October 2019)*

Wireless subscribers	88,151,934
Wireline subscribers	1,378,955
Tele density (in %)	98.66
Mobile Number Portability requests (million)	38.90
Internet Subscribers (in million) (As of June 2019)	51.90

Performance status of Bharat Net project (As of December 2018)

Total number of GPs(as of July-18)	8,898
Cable laid (kms.)	5,369
GPs for which cable laid	2,047
No. of GPs connected(as of Jan-18)	87
Service Ready GPs (Dec 2019)	2,047

- According to the Telecom Regulatory Authority of India (TRAI), undivided Andhra Pradesh had nearly 88.15 million wireless subscribers and 1.37 million wireline subscribers as of October 2019. The number of internet subscribers in the state stood at 51.90 million, as of June 2019.
- By the end of October 2019, 38.90 million subscribers had submitted requests for mobile number portability in Telangana*. Moreover, the state* had a tele-density of 98.66 per cent during the period.
- Under Government of India's Bharat Net project, 8,898 Gram Panchayats (GPs) have been identified in Telangana. As of December 2019, there were 2,047 service ready GPs in the state.

Note: * - Including Andhra Pradesh

Source: Telecom Regulatory Authority of India, Ministry of Communications, BBNL

PHYSICAL INFRASTRUCTURE – URBAN

Smart cities in Telangana (US\$ million) (As on Dec 2018)

Cities	Total funds released	Expenditure incurred
Karimnagar	7.48	0.10
Greater Warangal	13.03	1.90


Funds under Atal Mission for Rejuvenation and Urban Transformation (up to January 2019)

Allocation	US\$ million
Total allocation for projects (including State share)	243.75
Committed Central Assistance	121.80
Central Assistance Released	68.31

- Two cities of the state viz. Karimnagar and Greater Warangal have been selected under Government of India's Smart Cities Mission.
- Also, 12 cities of Telangana have been selected under AMRUT mission. Total allocation of Rs 1,666.26 crore (US\$ 243.75 million) has been made for projects in Telangana.
- The state government has launched Telangana Municipal Development Project (TMDP) with financial assistance from the World Bank. Preparation of GIS Base Maps for 37 urban local bodies in Phase-I and 22 urban local bodies in Phase-II is currently underway.
- Under State Budget 2019-20, Rs 900 crore (US\$ 124.74 million) has been allocated for strengthening of urban local bodies and Rs 25,853 crore (US\$ 3.69 billion) under PM Awas Yojana.

Source: Ministry of Housing and Urban Affairs, State Budget 2019-20

SOCIAL INFRASTRUCTURE



Literacy rates (%) (Census 2011)

Literacy rate	66.5
Male literacy	74.9
Female literacy	57.9

Year-wise Enrolment Details

Year	No. of schools	Class 6-10	Intermediate	Total Strength
2015-16	182	72,283	13,897	86,180
2016-17	192	86,827	21,049	1,07,876
2017-18	194	91,919	33,711	1,25,630

- Telangana's share in educational institutions includes:
 - 3 central universities located in Hyderabad: University of Hyderabad, English & Foreign Languages University & Maulana Azad National Urdu University.
 - Technological institutes such as IIT, IIIT & NIT.
 - Nalsar Law University, Indian School of Business as well as private institutes such as Symbiosis & TISS are located in the locality of Hyderabad.
- As of 2018-19, Telangana has 24 universities, 1,988 colleges. A total number of 40,841 schools are functioning in the state, of which 26,158 are run by state government, 3,184 are welfare/residential schools, 691 are aided schools, 10,553 are in the private sector, 206 are madarasas and the remaining 49 schools are run by central government in the state.
- Under State Budget 2019-20, state government proposed to establish 119 more residential schools.
- Under State Budget 2019-20, Rs. 1,175,858.11 lakh (US\$ 1.68 billion) is allocated for Education, Sports, Art and Culture.
- Central government allocated Rs 280 crore (US\$ 40 million) for IIT-Hyderabad under the Externally-Aided Projects under budget 2019-20.

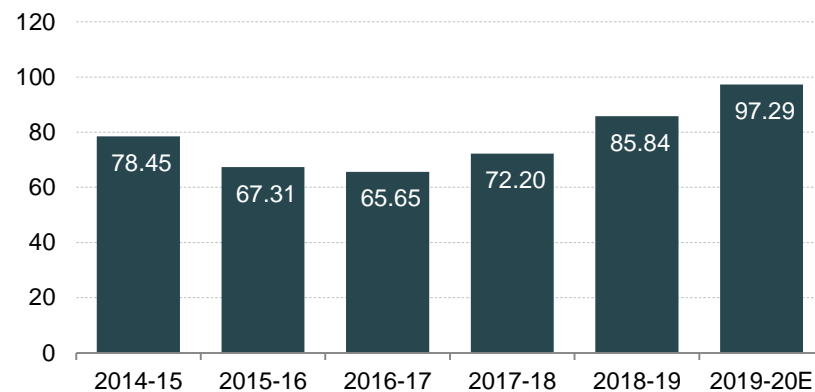
Note: IT- Indian Institute of Technology, IIIT- International Institute of Information Technology, NIT- National Institute of Technology

Source: Census 2011, State Budget 2019-20, New Articles, All India Survey on Higher Education 2018-19, Socio Economic Outlook-2019

Health infrastructure (as of Jan 2020)

Primary health centres	893
Sub centres	4,751
Community health centres	118
Sub District hospitals	57
District hospitals	17

Allocation under National Health Mission (US\$ million)



- Out of the country's pharma production, Telangana accounted for one-third share; the state government plans to enhance it further by promoting a pharma city.
- The state government has announced investment of US\$ 16.58 billion for establishment of super speciality hospitals in the state, till 2019. The upcoming hospitals would be based on the same pattern as Nizam's Institute of Medical Sciences (NIMS) of Hyderabad.
- As per State Budget 2019-20, the government has allocated Rs 4,951 crore (US\$ 708.43 million) for health sector.

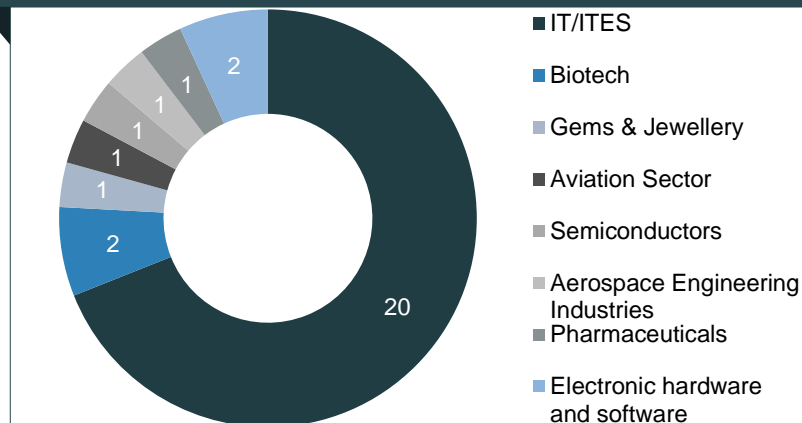
Note: E- estimated

Source: Department of Health, Medical & Family Welfare & National Health Mission, Government of Telangana

INDUSTRIAL INFRASTRUCTURE



Sector-wise operational SEZs in Telangana (March 2019)



Status of SEZs in Telangana (as of November 2019)

SEZ	Number of SEZs
Formally Approved SEZs	63
Notified SEZs	56
Operational SEZs	30

- Telangana State Industrial Infrastructure Corporation (TSIIC) is responsible for development of industrial parks in the state. As of March 2018, the state was home to 170 industrial parks.
- TSIIC has undertaken the task of setting up of a National Investment and Manufacturing Zone (NIMZ) in Telangana. The NIMZ will be set up over 12,635 acres of land. As of May 2018, the state has acquired around 3,000 acres of land out of the 3,500 acres required in the first phase of the project. The first phase of the project is expected to be completed by 2020.
- As of November 2019, Telangana had 30 operational SEZs, 56 notified SEZs and 63 formally approved SEZs.
- In September 2019, TSIIC launched the Pharma City project at Mucherla village in Ranga Reddy district, spread across 19,000 acres and the Medical Devices Park located at Sultanpur village of Sangareddy district.

Note: CETP- Common Effluent Treatment Plants, TSDF- Treatment Storage Disposal Facility, TSIIC-Telangana State Industrial Infrastructure Corporation

Source: Telangana State Statistical Year Book, 2015, Economic Survey

KEY SECTORS

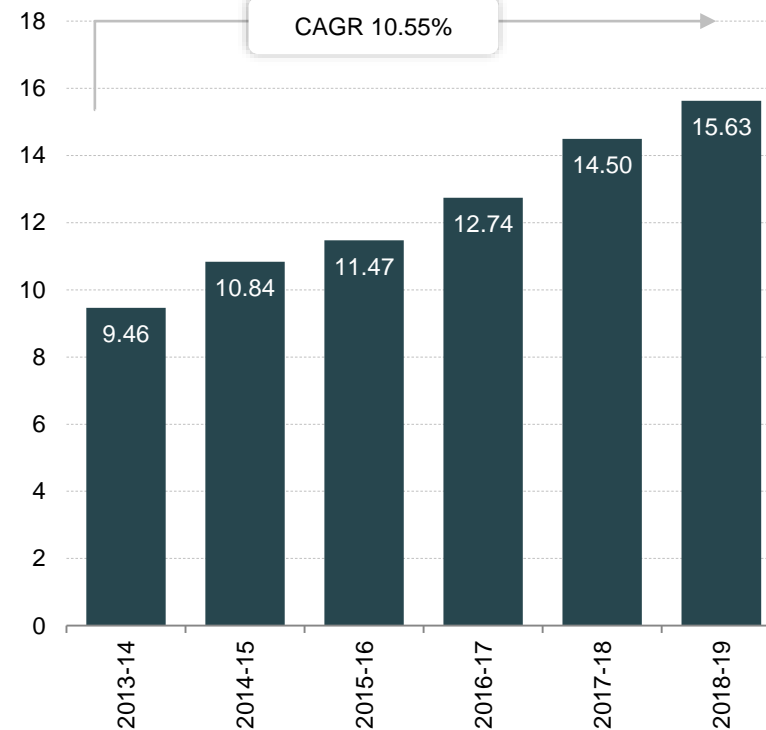
- ❖ IT & ITeS
- ❖ Pharmaceuticals
- ❖ Agriculture and Allied Industries
- ❖ Tourism



KEY SECTORS – INFORMATION TECHNOLOGY ... (1/2)

- Information technology is one of the fastest growing sectors in Telangana.
- The central government has declared the realisation of an Information Technology Investment Region (ITIR) near Hyderabad. With the establishment of the ITIR, the government plans to generate 1.5 million direct and 5.3 million indirect jobs in the IT sector in the next five years.
- IT and ITeS exports from Telangana grew at a CAGR of 10.55 per cent to Rs 1,09,219 crore (US\$ 15.63 billion) in 2018-19.
- There are 1500 IT/ITeS companies that employ over 5.4 lakh professionals, besides providing indirect employment to over 7 lakh people.
- During 2018-19, Telangana State Innovation Cell (TSIC) launched 'Startup India Telangana Yatra' with an attempt to promote entrepreneurship in Tier II and Tier III cities.
- As of October 2018, Chinese smartphone maker OPPO is planning to open its first Indian R&D centre in Hyderabad.
- As of March 2019, out of the 421 formally approved IT SEZs in India, 63 are situated in Telangana.

IT/ ITeS exports from Telangana (US\$ billion)*



Note: * Exchange rates are average for the year, provided on page, R&D – Research and Development

Source: Telangana socio-economic outlook 2018, IT/ITeS: Information Technology/Information Technology enabled Services Sector

Google



- Google's Hyderabad office played an essential role in the growth of the firm's main products like Gmail, Chrome, Calendar and Docs. The engineers at Hyderabad make specially Google products for native markets and handling structures for agencies in India and other Asia Pacific markets. In 2015, Google announced plans to establish its largest campus in Hyderabad with an investment of US\$ 166 million. The campus was inaugurated in 2016.

Microsoft



- One of Microsoft Alum's accelerator start-up has tied up with Telangana Government to launch T-Wallet, enabling cashless payments for the residents.
- In July 2019, Microsoft entered into a partnership with Women Entrepreneurs Hub to help women entrepreneurs.
- In August 2017, Government of Telangana has adopted Microsoft's cloud based analytics to provide eye care screening for children.

Amazon



- In August 2019, Amazon launched a 9.5-acre campus at Gachibowli which is world's largest campus.
- In September 2017, Amazon decided to open its largest fulfilment centre in Hyderabad. The centre is operational and is spread over an area of 400,000 sq ft.

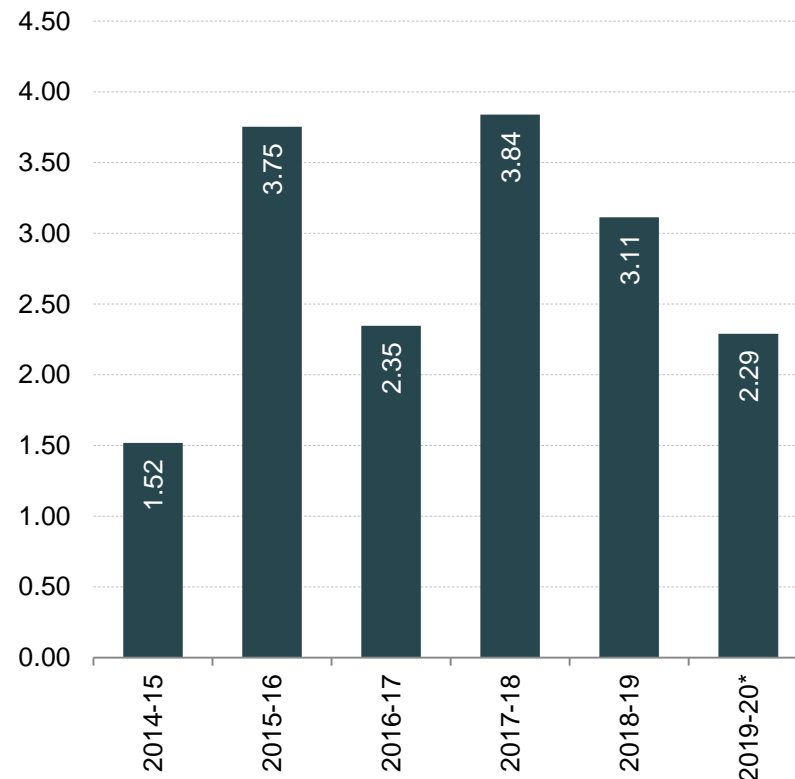
Facebook



- Facebook is a US-based online public networking provision company with set-ups in India.
- In December 2016, the company decided that its first office in Asia will be in Hyderabad. Facebook India has designed a programme to strengthen Digital India and Skills India initiatives of the Government of India. Facebook's Small Business Boost initiative was inaugurated by Telangana's IT Minister K T Rama Rao in Hyderabad in August 2015. The programme aims to train more than half a million people by 2020. As of November 2017, the company has already trained more than 60,000 small businesses.

- Hyderabad accounts for about 20 per cent share in the total export of pharmaceutical products from India. This is making Hyderabad as a centre for the drug production.
- Pharmaceutical exports also have a majority share in the total merchandise exports from the state. During 2019-20 (up to September) pharmaceutical products exports** from the state stood at US\$ 2.29 billion.
- Telangana is pharmaceutical manufacturing hub in the country attracting over Rs 10,000 crore (US\$ 1.49 billion) investments in the life sciences sector in the past four years.
- The state government is setting up the Hyderabad Pharma City, which will be the first of its kind, smart ecosystem creating a new international benchmark for Sustainable Industrial cities. The project will be developed over an area of 19,000 acres and is expected to attract Rs 64,000 crore (US\$ 993.02 million).

Pharmaceutical product** exports from Telangana (US\$ billion)



Note: ** - Includes drug formulation, biologicals, residual chemical and allied products, bulk drug and drug immediate, organic chemicals and other miscellaneous chemicals, *- till September 2019

Source: Ministry Of Health And Family Welfare, Invest India, News articles, Telangana socio-economic outlook 2018

Dr Reddy's



- Dr Reddy's initiated its business processes as an Active Pharmaceutical Ingredients (API) producer in 1984 and added formulations procedures in 1987.
- The enterprise entered in to international markets in 1991. In 2013-14, the company works with 50 R&D associates through out the world, having three major clusters in the US, Western Europe and India.

Aurobindo Pharma



- Aurobindo Pharma was established in 1986 and turn into a public listed company in 1995.
- The corporation trades its drugs to 125 countries and derives more than 70% of its total returns from global operations. The company has a group of about 650 scientists who carry out the operations in research and product development

Divi's Laboratories



- Divi's Laboratories, started in 1990, produces APIs & intermediates.
- The company has 500 acres of 13 multi-purpose manufacture units in Hyderabad and a plant in Seemandhra.

Granules India Ltd



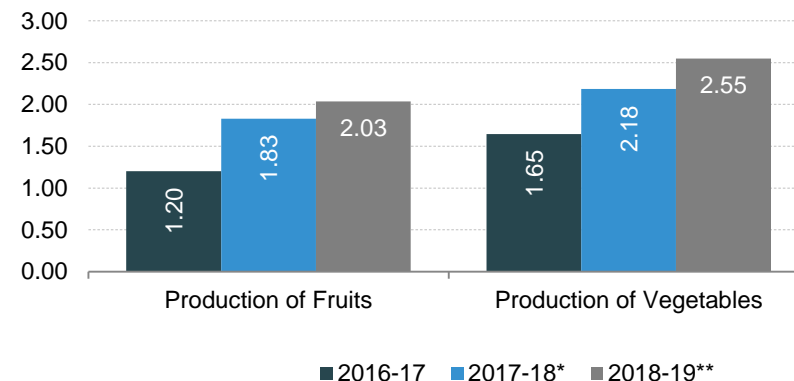
- Granules India is an Indian pharmaceutical company with manufacturing facilities dispersed across India and China.
- The company assists clientele across 60 countries with four facilities in India, which include Hyderabad, and a facility in Jingmen, China. In 2013, it acquired Auctus Pharma for expansion of business.

KEY SECTORS – AGRICULTURE AND ALLIED INDUSTRIES

Production of key crops

Crop	Annual Production ('000 tonnes)	
	2017-18*	2018-19**
Rice	6,250.0	3,490.1
Cereals & millets	2,648.8	2,051.4
Pulses	506.0	374.3
Fruits	1,755.70	2034.29
Cotton^	4,754	4,010

Production of horticulture crops (million MT)



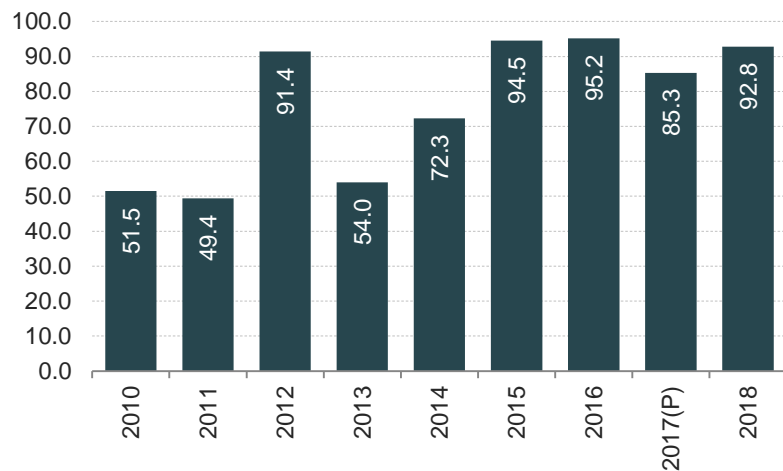
- In 2018-19**, Telangana produced 3.49 million tonnes and 374,300 tonnes of rice and pulses, respectively.
- The state government has allocated an amount of Rs 20,787 crore (US\$ 2.97 billion) in State Budget 2019-20 for Agriculture Department.
- Production of fruits, vegetables and plantation crops reach 2.03 million tonnes, 2.54 million tonnes and 0.003 million tonnes, respectively, in 2018-19**.

Note: 2017-18* - As per 4th advance estimates, ** As per 3rd advance estimates, ^000 bales of 170 kgs each

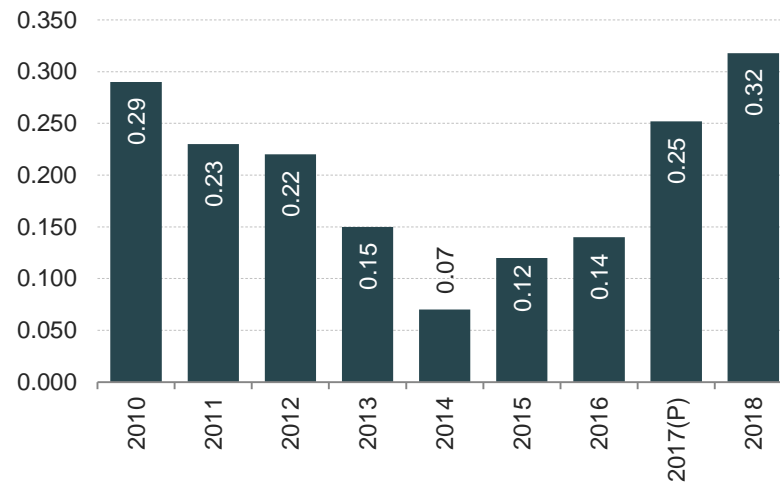
Source: Telangana Socio Economic Outlook 2019

KEY INDUSTRIES – TOURISM

Number of domestic tourist arrivals in Telangana (million)



Number of foreign tourist arrivals in Telangana (million)



- Hyderabad, the capital of Telangana, is highly popular for Charminar, Golconda Fort, pearls & biryani. The Kakatiya track with Warangal & Karimnagar are recognised as highly popular tourist places.
- Jinnaram near Kawal Tiger Sanctuary & the lake resorts at Kadem (Adilabad) & Alisagar Lake (Nizamabad) are places which are extremely popular. Amongst the new tourist spots, the state has established jungle resorts on the border of Telangana-Maharashtra.
- In 2018, domestic tourist arrivals in the state were 92.8 million and foreign tourist arrivals had crossed over 0.32 million.

Note: (P): Provisional

Source: Telangana Socio Economic Outlook 2019

KEY PROCEDURES & POLICIES



KEY APPROVALS REQUIRED

List of approvals and clearances required

Department

Incorporation of company

Registrar of Companies

Registration, Industrial Entrepreneurs Memorandum, industrial licences

Permission for land use

Commerce and Industries Department

Allotment of land

Site environmental approval

No-objection Certificate and consent under Water and Pollution Control Act

Telangana Pollution Control Board

Registration under States Sales Tax Act and Central and State Excise Act

Excise Department

Commercial taxes

Sanction of power

Power feasibility

Energy and Power Department

Power connection

Approval for construction activity and building plan

Public Works Department

Water and sewerage clearance

Water Security & Public Health Engineering Department

Water connection

Agency	Description
Telangana State Industrial Infrastructure Corporation (TSIIC)	<p>6th Floor, Parisrama Bhavan, Fateh Maidan Road, Basheerbagh, Hyderabad – 500 004, Telangana, India</p> <p>Ph: +91-40-23237625, 23237626 Fax: +91-40-23240205, 23241385 Website: https://tsiic.telangana.gov.in/ email: hyd@apiic.in</p>
Telangana State Power Generation Corporation (TSGENCO)	<p>Vidyutsoudha, Khairatabad, Hyderabad-500 082, Telangana, India</p> <p>Phone: 040-23499000/39839000 Fax: 040-23499101 email: contactus@tsgenco.gov.in</p>
Telangana Pollution Control Board	<p>Telangana Pollution Control Board Payavaran Bhawan, A-III, Industrial Estate, Sanath Nagar, Hyderabad - A.P.</p> <p>Website: http://tspcb.cgg.gov.in/default.aspx email: eew_ss@pcb.ap.gov.in</p>

COST OF DOING BUSINESS IN TELANGANA

Parameter	Cost estimate
Land price (US\$ per sq m)	3.6–254.6
Labour cost (minimum wages per day)	US\$ 2.9–22.7
Commercial lease rent (US cents per sq ft per month)	5.4–714.3
Electricity (US cents per kWh)	Commercial: 9.5–19.4 Industrial: 8.1–11.9
Residential rent (US cents per sq ft per month)	6.7–40.0
Five-star hotel room (US\$ per night)	58–330
Water cost (US\$)	Industrial: 0.8-3 per 1,000 litres Commercial: 0.7-3 per 1000 litres

Source: Telangana State Electricity Regulatory Commission, Ministry of Labour, Telangana State Portal, Property sites, News articles, Travel sites

Objectives

IOT (Internet of Things) Policy 2017

- To create an atmosphere conducive for IoT specific businesses and manufacturing units to thrive in the State
- To position Telangana as a test bed for IoT solutions

[Read more](#)

Cyber Security Policy 2016

- To build capacity and protect critical information infrastructure.
- To establish requisite institutions and legal framework to counter cybercrime.

[Read more](#)

The Telangana Solar Power Policy 2015

- To promote regionalised and dispersed generation of solar energy.
- Effective energy conservation by the stimulation of connected grid and off-grid solar tenders.
- Endorsement of all skills related to solar power generation.
- Addition of solar parks

[Read more](#)

Telangana Full Fee Reimbursement Policy 2015

- To confirm a uniform scholarship for each category of study, as well as vocational training, which is independent of the fees charged. To guarantee that fees are lower than the subsidy quantities to help students to meet their living expenses.

[Read more](#)

The New Industrial Policy 2014

- To improve 6 industrial corridors with emphasis on main industrialised sectors, with life sciences, IT and hardware being the major benefactors.
- To certify viable & comprehensive industrial development.

[Read more](#)

Objectives

Textile and Apparel Incentive Scheme 2017

- To create an enabling environment in order to encourage investments in downstream processing activities.
- To support the existing units for their modernization, expansion, and for marketing and promotion activities.
- To encourage new units across the value chain.

[Read more](#)

E Waste Management Policy 2017

- To create a vibrant e-Waste refurbishing and recycling ecosystem in the State.
- To assist the highly unsafe unorganised sector transition into the organised sector through various initiatives.

[Read more](#)

Telangana ICT Policy 2016

- To make Telangana the most favoured destination for the IT companies.
- To position the state among the leading global hubs for innovation and technology entrepreneurship in the country.

[Read more](#)

Telangana Electronics Policy 2016

- To entice US\$ 3 billion funds for the Electronics sector through 2020.
- To develop an employment potential of around 160 thousand by 2020.

[Read more](#)

Telangana Innovation Policy 2016

- To boost the start-ups present across the social & rural enterprises by the provision of additional incentives to them.
- To endorse the innovative ideas through positive industrial engagement.

[Read more](#)

Gaming and Animation (IMAGE) Policy 2016

- To make Hyderabad the most favored destination for investment in Animation, Visual effects, Gaming & Comics sector
- To set up a “Center of Excellence” i.e. Telangana Animation and Gaming - IMAGE City, with state-of-the-art facilities

[Read more](#)

Objectives

Telangana Excise Policy 2017-19

- To standardise the process of collection of certain fees from suppliers and others.
- To restructure administrative units due to introduction of new districts in the state.

[Read more](#)

Telangana State Food Processing and Preservation Policy 2017

- To develop capacity for processing major commodities up to international standards
- To build clusters with collaboration between government, industry and academia
- To position Telangana as the agri-food distribution hub for the country
- To drive the national objective of doubling farmer incomes by 2022
- To generate employment for 1,25,000 personnel by 2022

[Read more](#)

Upcoming Policies:

- Telangana Electric Vehicles Policy
- Telangana Retail Policy
- Short term Agriculture and Allied Industries Policy
- Registration Policy

ANNEXURE



ANNEXURE...(1/2)- SOURCES

Data	Sources
GSDP (state)	Telangana Socio Economic Outlook 2019
Per capita GSDP figures	Telangana Socio Economic Outlook 2019
GSDP (India)	Ministry of Statistics and Programme Implementation
Installed power capacity (MW)	Central Electricity Authority, As of November 2019
Wireless subscribers (No)	Telecom Regulatory Authority of India, As of October 2019
Internet subscribers (Mn)	Telecom Regulatory Authority of India, As of June 2019
National highway length (km)	NHAI, Roads and Building Department-Government of India
Airports (No)	Airports Authority of India
Literacy rate (%)	Census 2011
Birth rate (per 1,000 population)	SRS Bulletin September 2017
Cumulative FDI equity inflows (US\$ billion)	Department for Promotion of Industry and Internal Trade
Operational PPP projects (No)	DEA , Ministry of Finance, Government of India
Operational SEZs (No)	Notified as of November 2019, Ministry of Commerce & Industry, Department of Commerce, January 2019

ANNEXURE...(2/2) - EXCHANGE RATES

Exchange Rates (Fiscal Year)

Year INR	INR Equivalent of one US\$
2004-05	44.95
2005-06	44.28
2006-07	45.29
2007-08	40.24
2008-09	45.91
2009-10	47.42
2010-11	45.58
2011-12	47.95
2012-13	54.45
2013-14	60.50
2014-15	61.15
2015-16	65.46
2016-17	67.09
2017-18	64.45
Q1 2018-19	67.04
Q2 2018-19	70.18
Q3 2018-19	72.15

Exchange Rates (Calendar Year)

Year	INR Equivalent of one US\$
2005	44.11
2006	45.33
2007	41.29
2008	43.42
2009	48.35
2010	45.74
2011	46.67
2012	53.49
2013	58.63
2014	61.03
2015	64.15
2016	67.21
2017	65.12
2018	68.36

Source: Reserve Bank of India, Average for the year

DISCLAIMER

India Brand Equity Foundation (IBEF) engaged TechSci Research to prepare this presentation and the same has been prepared by TechSci Research in consultation with IBEF.

All rights reserved. All copyright in this presentation and related works is solely and exclusively owned by IBEF. The same may not be reproduced, wholly or in part in any material form (including photocopying or storing it in any medium by electronic means and whether or not transiently or incidentally to some other use of this presentation), modified or in any manner communicated to any third party except with the written approval of IBEF.

This presentation is for information purposes only. While due care has been taken during the compilation of this presentation to ensure that the information is accurate to the best of TechSci Research and IBEF's knowledge and belief, the content is not to be construed in any manner whatsoever as a substitute for professional advice.

TechSci Research and IBEF neither recommend nor endorse any specific products or services that may have been mentioned in this presentation and nor do they assume any liability or responsibility for the outcome of decisions taken as a result of any reliance placed on this presentation.

Neither TechSci Research nor IBEF shall be liable for any direct or indirect damages that may arise due to any act or omission on the part of the user due to any reliance placed or guidance taken from any portion of this presentation.