
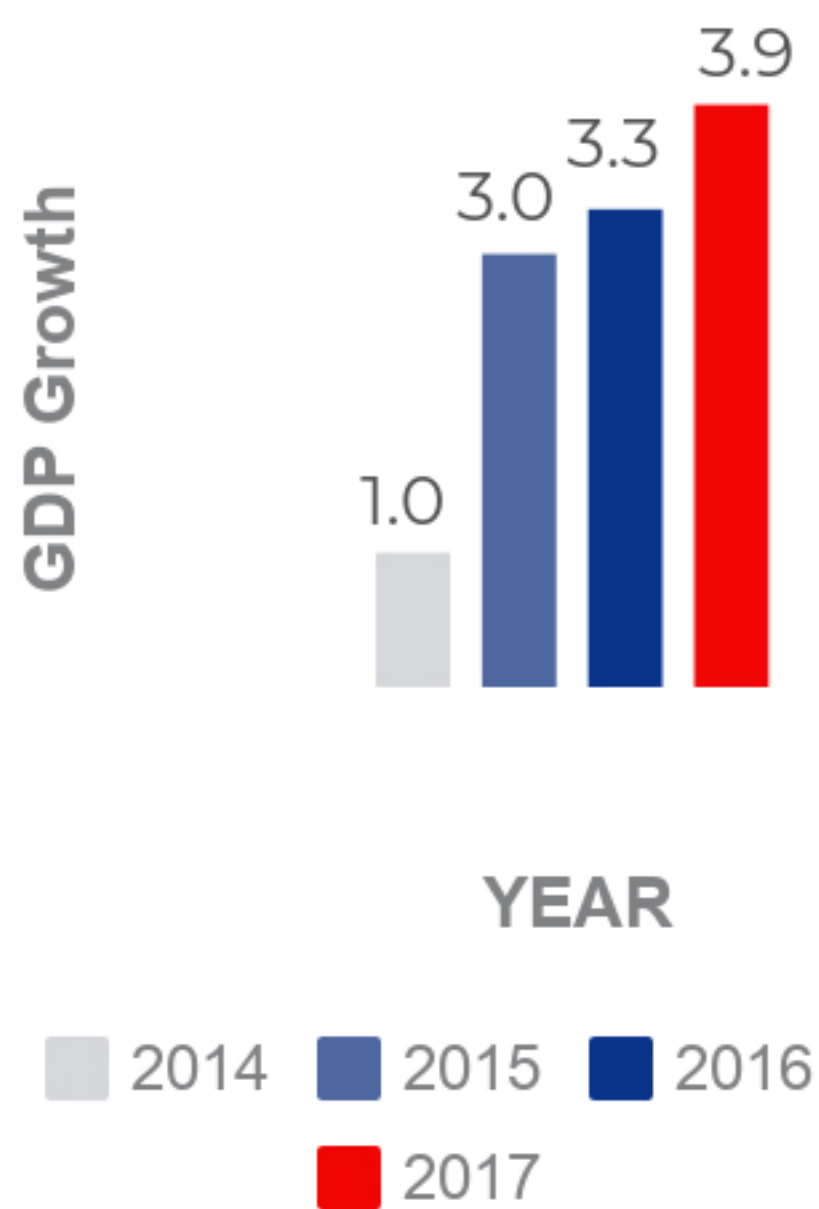


Thailand's Economic Factsheet



Economic Figures



2018 GDP Growth Forecast

NESDB	4.2-4.7
Bank of Thailand	4.4
Fiscal Policy Office	4.5
ADB	4.0
World Bank	4.1
IMF	3.9

Tourism

Top Tourists (May 2018)

- China
- Malaysia
- Russia
- South Korea

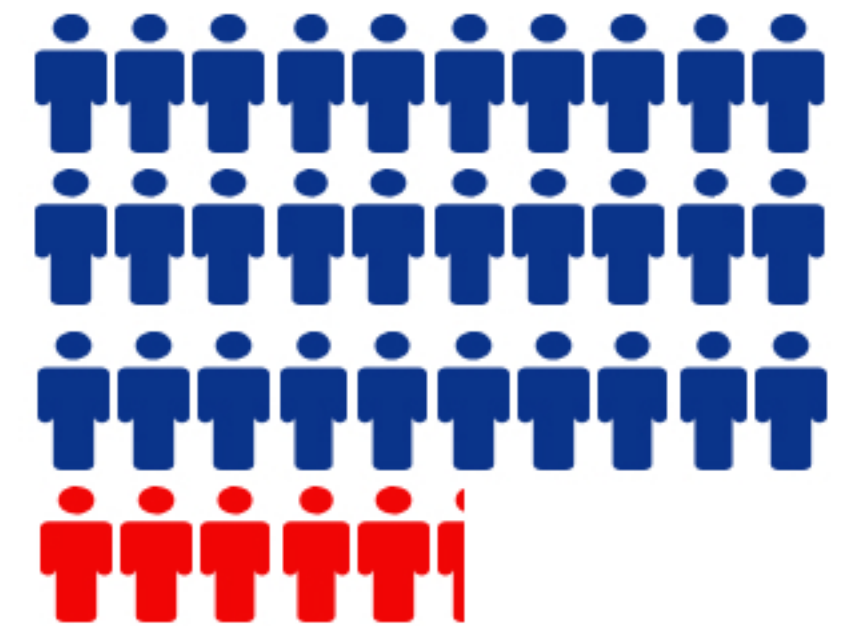
Foreign Tourists (Jan-May 2018)

16.5 million



Year 2017

35.38 million



Trade Statistics (bil. USD)



	Export Value	Import Value	Trade Balance
Q1 2018	61.79	55.15	+6.6
2017	235.1	203.2	+31.9

Exports

Top 10 Exports Destinations (Jan-May 2018)

-
-
-
-
-
-
-
-
-
-

Top 10 Exports (Jan-May 2018)

- Auto Parts & Accessories
- Computer, Equipment, & Parts
- Precious Stones & Accessories
- Rubber Products
- Plastic Pellets
- Chemical Products
- Refined Fuels
- Electronic Integrated Circuits
- Machinery and Parts
- Air Conditioner and Parts

Imports

Top 10 Import Origins (Jan-May 2018)

-
-
-
-
-
-
-
-
-
-

Top 10 Imports (Jan-May 2018)

- Crude Oil
- Machinery & Parts
- Electrical Machinery & Parts
- Chemical Products
- Jewelry
- Iron, Steel, & Products
- Auto Parts & Accessories
- Electrical Integrated Circuits
- Other Metal Ores
- Computer Equipment & Parts