



# Thailand Investment Factsheet

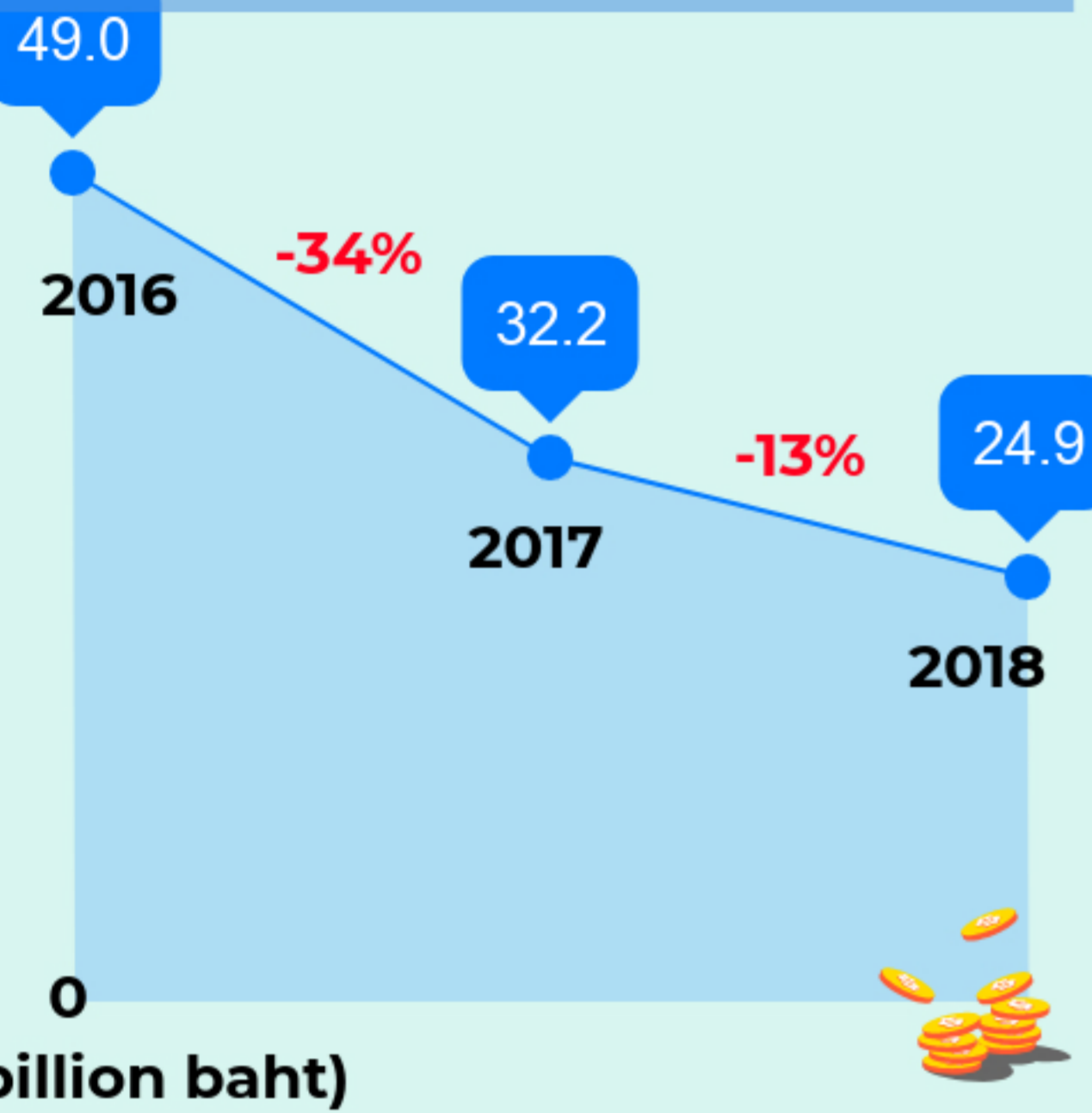
## As of Q1/2018


Foreign Direct Investment (FDI)


**215**  
Projects

Value  
**24.9**  
billion baht

Foreign Direct Investment (FDI) in Jan.-Dec. (2016-2018)





**366**  
Projects  
Application 

Total investment value **205.1** billion baht 


150 applications (41%) are in the 10 target industries, The projects value is 184.7 billion baht in total.


Most Applications

**49**  
Projects  
Digital 





Highest value

**161**  
billion baht  
Biofuels and Biochemicals 

**330**  
Projects  
Approved Projects 

Total investment value **76.2** billion baht

259 approvals (41%) are in the 10 target industries, The projects value is 55.2 billion baht in total.











Most Approvals  
**18**  
Projects  
Digital & Biofuels and Biochemicals  



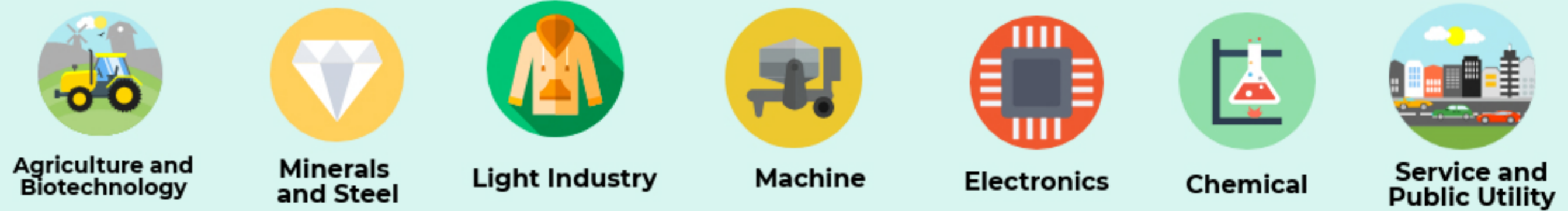
Highest value

**16.2**  
billion baht  
Autoparts & Accessories 

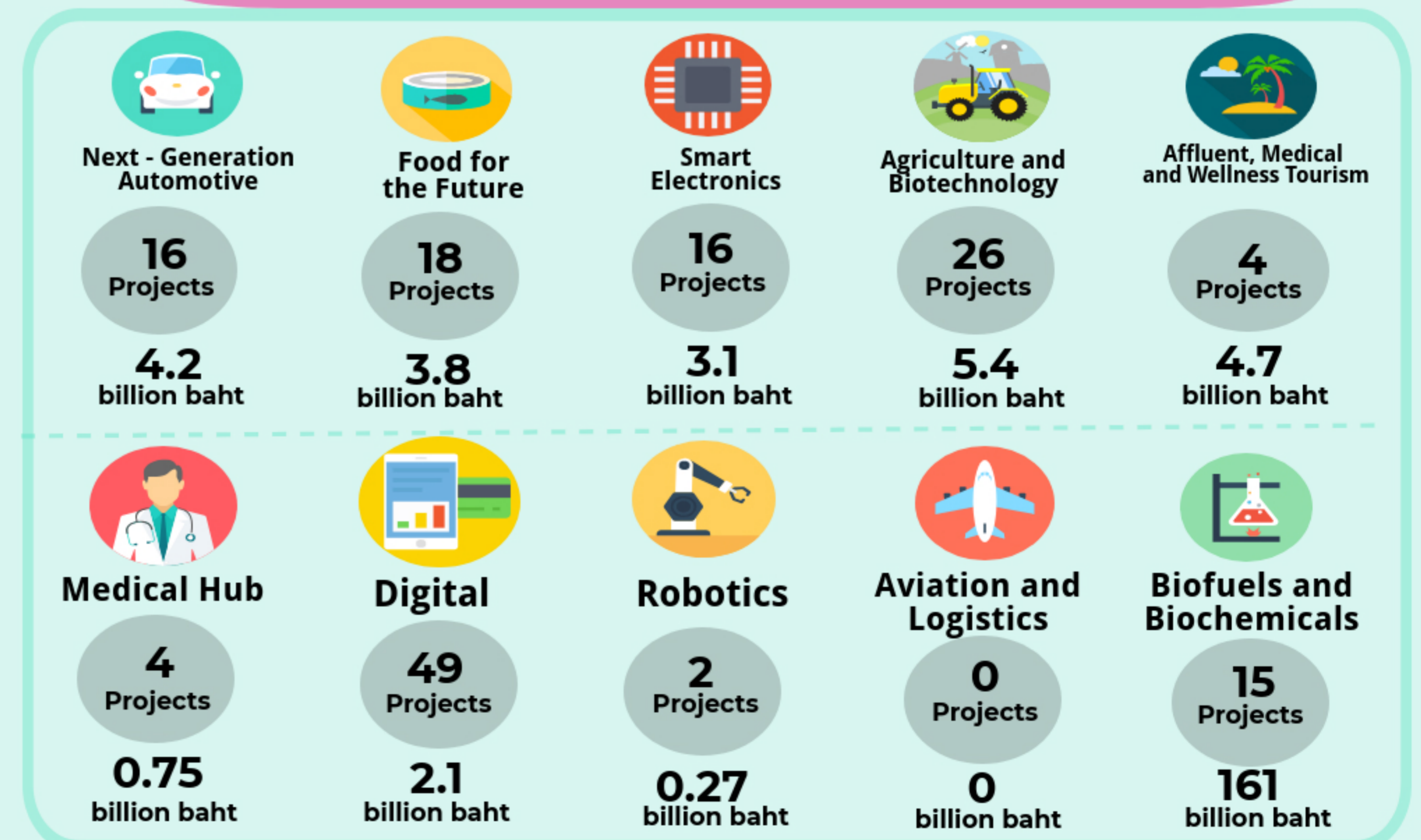
## Top 10 economies to apply for a promotion

Economy	Project	Value (billion baht)
 Japan	65	11.8
 China	23	2.8
 Hong Kong	12	2.7
 Netherland	11	2.4
 Singapore	30	2
 USA	6	1.2
 Chinese Taipei	10	0.7
 UAE	2	0.5
 Sweden	2	0.5
 South Korea	6	0.5

## Top Industries for Foreign Investors



## Project Applications in the 10 Target Industries



## EEC : Application and Approval

Application	value	Approved	value
66 projects	165.4 billion baht	77 projects	38.3 billion baht

